



Year Two Newsletter

Autumn 1 2022

Welcome to Year 2



Hello! Welcome to all children and their families to Year 2 and a new school year at Priory Rise!

We have enjoyed such a happy start to the new school year, and we are delighted that

everyone is settling into their new classes and the new routines beautifully. You can be so proud of your children. They have returned to school so positively and are an absolute joy to teach!

We have all loved our opening theme of 'Explorers and adventurers' and enjoyed exploring the school environment and our work around the book, 'The Secret Sky Garden'. Thank you so much for your support parents in helping the children settle so well and for the amazing costumes! What a great start to what will be an amazing year!



We are looking forward to all the exciting learning opportunities that we have ahead of us, getting to know each child inside out and of course working alongside parents and careers too!

Year 2 Curriculum learning

'Once upon a time...'



In Year 2 we link areas of our learning as much as possible to immerse ourselves in our topics.

We begin our English work this term with traditional tales. We will be retelling well-known traditional tales and will be discovering the ingredients that make this genre so well-loved. We will become authors and create our own original tales. In addition, we will be describing characters and settings developing our grammatical knowledge and will be introduced to a wider range of punctuation.

We will be immersing ourselves into 'The Three Billy Goats Gruff', 'Goldilocks and the Three Bears' and 'Little Red Riding Hood'.

. In Computing this half term will be based on familiarising ourselves with the iPads and how to use them effectively. We will learn about e-safety and how to keep ourselves safe using the internet.

. Our Geography work will focus on the environment around us this half term and will build upon our knowledge of maps from Year 1. We will further develop our map skills, learning about aerial

views and keys. We will look at local maps identifying changes to land use over time and will find out about where we are in the world in relation to other countries using Google Earth. We will find out about journeys and will create our own map of a journey.

. This term in RE and this half term we will be learning about belonging, special places and Christianity.

. In Maths we will be beginning our learning journey with number, counting and the place value of two- digit numbers. We will compare and order number. Following this, we will move on to multiplication and counting in 2's, 5's and 10's in the first instance.

. In PSHE we will be involved in activities and discussions that create our class codes of conduct. We will use our 'Jigsaw' lessons to develop our skills and we will discuss our values of the month and try to use them in our every- day life.

. Music will be taught by Mrs Horwood each week and this half term will involve rhymes and percussion skills.

. Our Science theme focusses on plants. We will be locating and classifying plants around us in our school grounds and will create several investigations that will help us identify the best place and best conditions for plants to grow well. We are going to be planting and creating our own Year 2 garden with bulbs!

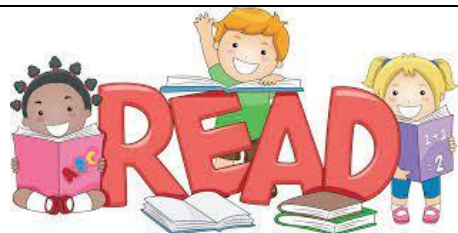

In Art, we will be developing our sketching skills and linking this to our Science topic of plants as well as looking carefully at ourselves to create portraits.

We are certainly going to be very busy!

Helping your child at home.



**Snacks
,Water
Bottles and
Birthday
treats**



We would love for you to read with your child for a short time every day. We would like you to add your comments in the small red book.

These are so helpful to us, and our partnership will help us make sure that your child makes the best progress possible.

We change our books once a week and the designated day for your child will be in their read book.

We believe that reading opens a world of

Fruit

At playtime fruit is provided for all children, but they are welcome to bring in their own **fruit** snack pot if they wish (please remember that we are a **nut free** school as we have several children with significant and serious allergies).

Water bottles

We also encourage children to drink plenty of water and each child is encouraged to bring in a (named) water bottle for them to use during school hours. These bottles should only be filled with water not flavoured water or squash.

learning and being able to read well offers wonderful life opportunities.

We want our children to love books and to leave Year 2 having read many high-quality texts, having learned many new words and being able to read like a storyteller with their level appropriate books.



Your child will bring home a reading book, this will be a phonics book that is carefully matched to their

phonic knowledge following a phonics check. This book will be decodable, and this is a book your child can read to you.

Your child will also bring home a colour coded book for you to share and **read together**. This book will help your child acquire a breadth of language and will introduce many words that may not be decodable using phonics.

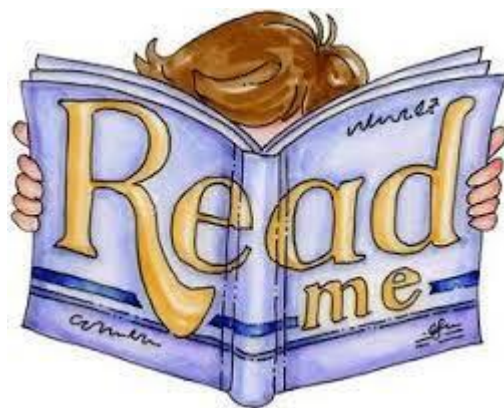
In addition, your child will visit the library every week and will be able to bring home a library book to share with you.

It is ideal that these books are read and discussed several times (especially the phonic book) and that your child has the opportunity to hear you reading some of the book - developing expression and intonation. We want your child to feel a master of the book they are reading and to be able to read with flow is vital to their understanding of a text.









Not sure what questions to ask your child when they read?

Look on our teaching and learning page for our VIPER questions. Here we have many questions that will really help your child when you share books.

In addition, a fabulous resource for additional texts to read at home is Oxford Owl. They



Great books for Year 2 readers!



offer free ebooks:

<https://www.oxfordowl.co.uk/for-home/find-a-book/library-page/>



Maths homework in Year 2 is online using MyMaths. Your child will bring home a letter that explains how to log on, their own username and a personal password.

Mymaths homework will link to learning in school that has already taken place so that your child can show you how well they are doing and by going over aspects of learning in a different way, they will consolidate and embed the concepts.

We want our children to become masters of the skills and knowledge we are teaching them and be able to apply their knowledge to help them solve puzzles and problems.



We will send home spelling words and activities for the children to practice the spelling rules and spelling words required in Year 2 following our direct teaching. This will begin week 4.

We will begin Year 2 revising the sounds that have been learned in Year 1 to ensure they have 'stuck' and that the children are applying their knowledge in their writing and when finding

Birthday Treats

Please make sure that any treats that come into school for birthdays are nut-free. We have several children who have severe reactions to nuts and we are a **nut-free school**. Thank you for your support with this.



unfamiliar words in their reading.

In addition, we will be making sure that we know all of Year 1 common exception words and then move on to Year 2 tricky words and will be teaching them in a structured way. We will be detectives, finding out why they are tricky!

We will inform you of the word groups as we teach them so that you can support learning these words at home.

The common exception words are on our Year 2 page as a reference for you.

At all points we will be checking that the children are consistent in their knowledge and application in both reading and writing.



Thank you for your patience and understanding when we dismiss the children at the end of the day. Our priority is the safety of the children, and we take great care in ensuring that children leave with their designated adult.

We insist that children do not leave the class line until we have seen their adult. We dismiss the children one at a time and although this makes the process a little slower at the beginning of the year, it ensures that all children are handed over safely. As we don't know you very well, please wave at us from a safe distance as your child reaches the front of the line.

Please make sure that you contact the office or a member of staff at the Year 2 gates if your

PE Lessons

Each class is timetabled for indoor and outdoor PE every week



We would like your child to wear their Priory Rise PE kit on PE days and remain in the kit for the duration of the school day.

In addition, to keep safe, your child cannot wear any jewellery during their PE session. If your child has pierced ears, please ensure they can either remove the earrings themselves, or they do not wear them on a PE day.

Alternatively, please cover the earlobes/earrings with micropore tape before they come to school. Children with long hair will also require a hair band to tie it back.

child is going home with a new adult/with a friend.

Year 2



Love is our value of the month in September. In our PSHE sessions and assemblies, we are focusing on the value of love. Throughout September, we will be discussing what it means and how we show love to those around us, our environment and to ourselves.

In October our value of the month will be ...



Mrs Truan -Assistant Headteacher/ Year group leader/ Rosen class teacher

Mrs Dobson- Deputy Headteacher /Rosen class teacher

Miss Major - Bright class teacher

Miss Bulford - Donaldson class teacher

Mrs Cooper - Learning mentor

Mrs O'Regan - Yr2 teaching assistant

Mrs Terry - Yr 2 teaching assistant

Mrs Stanton - Yr 2 teaching assitant

Mrs Mills - Yr2 teaching assistant

Mrs Parry - Yr2 teaching assistant

Mrs Horwood - specialist music teacher

Mr Neal /Mr Smyth - specialists in PE teaching



